

Renew: What Do Christians Do?

Scripture

How can I grow and change?

And they devoted themselves to the **apostles' teaching** and the **fellowship**, **to the breaking of bread** and the **prayers**. (Acts 2:42)

Three empty rectangular boxes for notes, with lines pointing from the text to each box.

1. What is the Bible?

Spiritual

Physical

Spiritual	Physical

2. Why should I read the Bible?


Horizontal lines for writing answers to the question.



An infographic titled "THE BIBLE" with a teal ribbon. It features a black and white illustration of an open Bible with a quill pen resting on it. Below the illustration, it lists: "66 BOOKS" (represented by 66 small orange icons), "30+ AUTHORS" (represented by 30+ small teal human icons), "3 CONTINENTS" (Africa, Asia, Europe) and "3 LANGUAGES" (Aramaic, Hebrew, Greek) with corresponding icons. At the bottom, it says "1,500 YEARS" (represented by a teal bar) and "1 THEME: GOD'S GLORY & ETERNAL PLAN OF SALVATION" (with a pink cross icon). The website "AnneMabley.com" is written at the bottom right.

3. How do I read the Bible?

Resources




1) _____

2) _____

3) _____

Guiding Principles

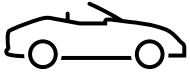


2 Timothy 2:7

1) _____

2) _____

Practical Strategies



1) _____

2) _____

3) _____

4) _____

5) _____

6) _____

??) _____

Discussion & Reflection Questions

Your group leader will choose 2-3 of these questions to discuss in the breakout meeting:

1. What did you find most helpful about this teaching? Why?
 2. What are the biggest challenges that might keep you (or have kept you) from consistently reading the Bible well? How do you think you can overcome those challenges?
 3. What would an ideal Bible-reading plan look like for you? In other words, how would you answer the "Timing & Location" questions we talked about during the class?
 4. Out of all the strategies and resources mentioned in tonight's class, which one do you personally think will prove most helpful for understanding and applying the Bible?
-

Weekly Challenges

In order to help you get started and grow in the discipline of studying Scripture, consider completing the following challenges over the next 3 weeks.

Week 1

1. Use the following template to make a personalized plan for Bible reading:
 - a. Timing: I will spend _____ minutes reading the Bible at least _____ times per week.
 - b. Timing: I will set an alarm to remind me to start my Bible reading time at _____ a.m./p.m.
 - c. Location: The place where I will read my Bible is _____.
 - d. Location: The book of the Bible where I will begin my reading is _____.
2. Try to read the entire book all the way through in as few sittings as possible. Jot down themes that stand out to you.
3. Watch the Read Scripture App video connected to the book you chose OR read the [ESV Global Study Bible](#) Introduction to the book you chose. Write down a few key things you learned.

Week 2

1. Look back over your previous week's Bible reading. Did you practice the plan you created? Do you need to make any adjustments to your plan?
2. This week, begin reading smaller sections of the book you chose - no more than 1 chapter at a time. Ask the following questions and jot down your answers:
 - a. What kind of literature am I reading (history, poetry, prophecy, etc.)?
 - b. If there is dialogue, who is speaking and to whom are they speaking? What was said and why?
 - c. If there is action, who performed the action? Why did they perform it?
 - d. How does this passage fit in with the passage that came before it?
 - e. What did this passage of Scripture mean to the people it was originally written to? What was the point?
3. End each session of Bible reading by writing down what this passage means for you:
 - a. What does this passage tell me about God?
 - b. How does this passage fit with the Gospel of Jesus Christ?
 - c. What does this passage tell me about me and/or other people?
4. Spend the last 3-5 minutes of each reading session taking your answers to the previous 3 questions and turning them into prayer.

Week 3

1. Continue to follow the strategies from the previous week.
2. During one of your Bible reading sessions, choose a verse and read it in several different translations. Use the "Tools" tab on BlueLetterBible.org. Did the other translations shed any new light on the meaning of the verse?
3. During one of your Bible reading sessions, choose a verse that contains something you don't understand or has left you with questions you can't answer. Use the BlueLetterBible.org "Tools" tab to read 3 different commentaries about that verse. Did the commentaries shed any new light on the meaning of the verse?

Resources

Books

- [*How to Read the Bible for All It's Worth*](#) - Gordon Fee, Douglas Stuart
- [*ESV Concise Study Bible*](#)
- [*NIV Basic Study Bible*](#)

Articles

- <https://www.logos.com/grow/best-bible-translation/>
- <https://www.logos.com/grow/5-guidelines-for-picking-the-right-bible-translation-for-the-right-situation/>
- <https://www.crossway.org/articles/infographic-you-can-read-more-of-the-bible-than-you-think/>
- <https://www.crossway.org/articles/infographic-how-do-you-read-the-bible/>

Video/Audio

- [How to Read the Bible](#) - Bible Project
- [How to Read Your Bible \(Lectures\)](#) - Dr. George Guthrie for BiblicalTraining.org
- [Look at the Book](#) - John Piper

Additional Bible Study Resources

Some Helpful Definitions:

- *Commentary* - A Bible commentary is a book typically written by a qualified Bible scholar that contains notes explaining the meaning of passages of Scripture. For example, a commentary on the Gospel of Matthew will begin with the text of Matthew 1:1 and make comments on each verse of that Gospel. Those notes often contain insights into the original language and customs of the time period, references to other Biblical texts and even relevant texts outside the Bible, and the meanings of unfamiliar phrases, metaphors, and symbols.
- *Dictionary* - A Bible dictionary or encyclopedia typically contains alphabetically-organized definitions of different Biblical concepts, objects, places, customs, and characters.
- *Lexicon* - A Bible Lexicon contains English definitions of the original Hebrew and Greek words contained in the Bible.
- *Study Bible* - A Study Bible contains the inspired text of Scripture with notes explaining what the text means and references that connect words and ideas from one passage to other passages.
- *Strong's Number System* - This is an index of every Hebrew and Greek word in the Bible. Each word in the original language is given a unique number that allows the person studying to trace all the places where that word appears throughout Scripture as well as other words that are related to it.

Free Digital Resources:

- [Read Scripture App](#)
 - This mobile app includes the entire text of the Bible broken into an interactive reading plan that includes embedded videos to help you understand what you're reading.
- [E-Sword](#)
 - This is a mostly free program or app that you install on your computer or phone. It functions as a kind of "digital library" for a multitude of different Bible translations, commentaries, dictionaries, etc. - many of which are free to download. Once you download this content, it's available even offline.
- [Blue Letter Bible](#)
 - This is a Web site that also functions like a free "digital library" where you can view virtually every major English translation of the Bible and a multitude of tools that are designed to help you understand the text better.
- [The Gospel Coalition](#)
 - The Gospel Coalition was co-founded by Tim Keller. Their Web site contains articles, book reviews, online classes, videos, podcasts, etc. that are Biblically and doctrinally sound and Gospel and Christ-centered.
- [Desiring God Ministries](#)
 - This Web site ministry was founded by and still centers on the teachings of Pastor John Piper. However, it also offers content from many other reputable, qualified, and gifted teachers. Every book that John Piper has written is also available here as a free PDF download.
- [Enjoying God Ministries](#)
 - This Web site offers content mainly created by Pastor Sam Storms, including detailed commentaries on different books and passages of the Bible.
- [Biblical Training](#)
 - This Web site and app give you free access to seminary-level lectures from qualified and talented scholars and pastors from around the country.
- [The Bible Project](#)
 - This Web site and app contains tons of helpful articles, videos, podcasts, and graphics that range from complete overviews of entire Biblical books to detailed analysis of specific Biblical themes.
- [Ligonier Commentary Recommendations](#)
 - There are so many different commentaries that have been written on each book of the Bible - how can you decide which are the best and most trustworthy? Ligonier Ministries has compiled a master list of their "Top 5 Recommended Commentaries for Each Book of the Bible." Start here!
- [Internet Archive Digital Library](#)
 - Before you spend a lot of money buying a commentary, check this Web site to see if you can borrow it for free!